

MODELLO IDEA+



MODELLO **IDEA+**

Il sistema operativo Modello Idea+ è caratterizzato da due concetti fondamentali: la grande offerta di 7 tipologie strutturali di supporto e la gamma di finiture. La particolare essenzialità e funzionalità di Modello Idea+ mette l'uomo, i suoi movimenti, le sue operazioni al centro del progetto.

Modello Idea+ is characterized by a wide range of frames (7 types) and finishes. The essentiality and functionality of this range focuses the attention on the man and his work.

MODELLO **IDEA**⁺

Sistemi operativi integrati in melaminico.
Melamine operative, integrated systems.



011
pag. 04



ypsilon
pag. 36



jet
pag. 52

Soluzioni di strutture. Structure solutions.



system
pag. 68



net
pag. 88



pannello
pag. 92



tube
pag. 98





Dalle postazioni multiple, alle singole. Nuova dimensione alle scrivanie integrate al box operativo bifacciale con ante scorrevoli. Il gioco degli elementi e l'accostamento delle finiture crea posti di lavoro rigorosi ma personalizzati per agevolare la propria attività.
From multiple to individual workstations. New dimension to the desk integrated with the operative box with sliding doors. The combinations of elements and finishes create rigorous but customized workstations to support all activities.

MODELLO **IDEA⁺** 01



MODELLO **IDEA+01**

Modello Idea+ è un sistema dotato di elevata flessibilità che consente di creare aree di diversa funzionalità con l'utilizzo della paretina divisoria aggregata alla scrivania.

Modello Idea+ line is a high flexible system which allows to create different, very functional working areas with the help of the partition, joint to the desk.





Tutto si sviluppa attorno al binario centrale con divisorio e sportelli. I divisori generano spazi individuali in cui l'accesso ai cablaggi viene semplificato dallo sportello apribile che cela il vano raccogli-cavi e multiprese. Everything is developed around the central rail that can be equipped with lift-un flaps and frontal panels. Screens create individual spaces where cable management is simplified by the lift-un flap that hides the cable tray.















Il box operativo con cablaggio permette di canalizzare le superfici di lavoro in modo rapido ed elementare. Il top access, integrato al contenitore, può ospitare le scatole multi presa: connetti la tua postazione di lavoro nel modo migliore.

The cabled box allows an easy management of wires in the workstation. The lift-up flap integrated in the box can contain all electrical sockets: connect you workstation in the best way!









Scrivanie contrapposte o singole si integrano facilmente con gli elementi di sostegno garantendo al sistema robustezza, flessibilità e adattamento tecnologico.

Side by side or single desks match well the supporting elements giving strenght and flexibility.



Modello Idea+ è anche un sistema bench a piani condivisi. Ogni elemento manifesta una sua propria filosofia generata dallo studio degli spazi e dall'evoluzione tecnologica e informatica.

Modello Idea+ is also a benching system with shared desktops. Each element has its own character and has been carefully studied giving importance to the working space and the technological progress.









I piani integrati alle cassettiere creano soluzioni di continuità tra volumi chiusi e superfici di lavoro. Il complemento viene trasformato in superficie per ampliare funzionalità e operatività, dove lavorare diviene più facile.

Desks integrated with pedestals create continuous solutions between closed volumes and work surfaces. The solution expands functionality and work becomes easier.















Pratica ed intuitiva come un gioco ad incastro. Modello Idea+ esalta la flessibilità e la trasformabilità dello spazio in base alle esigenze dell'ambiente. Pareti e scrivanie sono gli elementi del gioco.

Practical and intuitive like an interlocking puzzle. Modello Idea+ increases the flexibility and the changeability of the room according to your needs. Partitions and desks are the elements of the game.



Geometriche e lineari, componibili tra loro e con le scrivanie Modello Idea+, le pareti divisorie costituiscono un elemento fondamentale per gestire e personalizzare gli spazi e gli ambienti. Geometrical and linear, matching with themselves and the Modello Idea+ desks, partitions are important to manage and personalize the working spaces.







Paretine, scrivanie ed accessori
creano spazi separati per disegnare
postazioni adatte al front-office e al
ricevimento.

Screens, partitions, desks and
accessories create separate posts
suitable for the front-office and the
reception.





MODELLO **IDEA⁺** ypsilon

Progetto senza tempo, intelligente e funzionale, la classica gamba a "L" di forte spessore, predisposta per l'alloggiamento dell'elettrificazione; un oggetto sempre nuovo.

Evergreen design, smart and functional, the "L" shaped leg is a classic fitted for cable management.



Paretine integrate in una
composizione a pettini contrapposti.
Le singole postazioni sono
schermate tra loro, un equilibrato
compromesso per mantenere la
privacy operativa.

Integrated partitions in a
composition of opposite combs.
Each post is screened: a good
compromise to keep the privacy
while working.









Il box bifacciale diventa l'elemento di aggregazione delle scrivanie accessoriate da binari e sportelli per il cablaggio. Postazioni di lavoro multiple che consentono di agevolare la comunicabilità e il lavoro del singolo.

The operative box becomes the element of aggregation of desks equipped with rails and flip-up cover for the cables. Multiple workstations that facilitate communication and at the same time individual work.









Grazie alla versatilità degli elementi contenitori si possono creare postazioni singole o multiple, in cui gli elementi strutturali di contenimento si integrano al binario attrezzato con i vani passacavi, che ospitano prese e connessioni.

Thanks to the versatility of the elements, the operative box can create single or multiple workstations. The structural elements can be integrated to the accessories rail with lift-up flaps that host sockets and connections.











Strutture, piani, pareti e accessori consentono di creare elementi reception dalle caratteristiche diverse e funzionali.

Frames, tops and partitions create a reception unit with different and functional features.









MODELLO **IDEA⁺**jet

Caratteristica gamba decentrata ad "L", un mix di modernità e tradizione per abbinare l'estrema duttilità degli elementi al continuo evolversi del "modus operandi" dal lavoro del singolo al lavoro di gruppo.

Distinctive "L" shaped leg: a mix of modernity and tradition to adapt itself to the work of one person and of the team as well.





L'estrema modularità degli elementi permette di comporre Modello Idea+ in funzione delle esigenze più moderne. Postazioni multiple in linea, in un unico grande spazio.

The great modularity of the Modello Idea+ elements allows to furnish according to the most modern needs. Multiple posts in one big room.









Gli scenari da lavoro sono in continua evoluzione, nascono nuove necessità, spazi in grado di accogliere più persone, ambienti che pur conservando le peculiarità di un open space preservino autonomia e privacy. L'integrazione tra pareti e scrivanie risolve tali bisogni.

The working scenarios are always changing, new needs arise, rooms which can welcome many persons, open space which can keep the privacy for each post. The combination of desks and screens solves these needs.



Interpretare la superficie di lavoro coniugando spazio e mobili contenitori. Semplici elementi aggregabili che ampliano le superfici e rispondono al rigore funzionale. Integrando il binario centrale con sportelli alla scrivania si risolve la necessità di connessione al mondo esterno.

Interpret the work surface combining space and storage units. Simple elements that extend surfaces and answer to the functional rigor. By integrating the central rail with lift-up flaps you can find solution to the need to be connected.











La flessibilità compositiva rappresenta un punto di forza del sistema Modello Idea+.
Innovazione, design, ergonomia e qualità dei materiali: sono gli assiomi per disegnare originali isole di lavoro con ottimizzazione di spazi e funzioni.
Flexibility of the elements is the strong point of the Modello Idea+ line. Innovation, design, ergonomics and quality of the materials are important aspects to create working islands optimizing the room and the functions.







Modellare l'ambiente creando postazioni di lavoro avvolgenti ed ergonomiche.

Piani sagomati, appendici, raccordi ed accessori concorrono a personalizzare e caratterizzare il proprio spazio.

Modelling the working area with wrapping and ergonomic posts. Shaped tops, extensions, linking units and accessories help to personalize and characterize your space.



MODELLO **IDEA⁺** system

Caratterizzata da una gamba decentrata dalle linee morbide e curve. Questa variante offre un prodotto evoluto e completo, facilmente armonizzabile ad ogni contesto.

Leg of soft and curved lines. This model offers a complete product, fully developed, which can be easily fitted in any context.





Questa soluzione di gamba è prevista in tre tipologie regolabili in altezza per meglio adattarsi alle necessità ergonomiche ed operative dell'utente senza rinunciare alla caratteristica immagine estetica.

This model of leg has three types of height adjustment to better adapt itself to the ergonomic and operative needs of the user without giving up its distinctive look.



MODELLO **IDEA+** system

Tipologie di strutture. Structure solutions.



fissa fixed



regolabile
con viti
height adjustable
by screw



regolabile
con manovella
height adjustable
by wheel













Operatività singola o di gruppo.
Modello Idea+ risolve ogni necessità
rispettando funzionalità ed estetica.
Condivisione dello spazio e uso dei
colori creano composizioni comode
e personalizzate.
Gli accessori accrescono e
semplificano l'operatività della
postazione.

Individual or multiple workstations.
Model Idea + solves every need
respecting functionality and
aesthetics. Sharing spaces and
using combination of colors it's
possible to create comfortable and
personalized compositions.
Accessories enhance and simplify
activities.

Paretine in tessuto, piani, materiali e colori permettono di trasformare il luogo di lavoro in uno spazio dinamico e creativo.

Partitions in fabric, tops, materials and colours help to change the working place into a dynamic and creative room.



















Sagomature originali ed eleganti per creare spazi lavoro dalle grandi superfici. Grazie ad una forte modularità è possibile ottenere molte forme sempre nuove.

Original and elegant shapes to create working spaces with big surfaces. Thanks to a wide modularity is possible to get different shapes always new.





MODELLO **IDEA⁺**net

Essenziale, quasi minimalista nella riedizione della gamba net dalle linee pulite. La modernità supera il tradizionale. La gamma è completata dalla soluzione regolabile in altezza.

Essential, almost minimalist is the Net leg with its clean lines. Modernity excelled tradition. The range is completed by the height adjustable option.

Tipologie di strutture. Structure solutions.



fissa / fixed



regolabile con viti /
height adjustable
by screw



MODELLO **IDEA+** net

I piani sagomati o lineari utilizzati contrapposti permettono di ottenere svariate soluzioni.

Semplicità e flessibilità allo stesso tempo per offrire ampiezza di forme spaziali.

The compact or straight tops put side by side allow various solutions. Simplicity and flexibility at the same time to offer big surfaces.







MODELLO **IDEA+** pannello

Pratica, attuale, classica, consente di arredare gli spazi lavoro con estrema rigosità e funzionalità assumendo un ruolo da vera protagonista.

Practical, fashionable and classical at the same time, Modello Idea+ plays a leading role helping you to furnish the working places with the utmost rigour and functionality.



MODELLO **IDEA+** pannello

Grande semplicità per una totale operatività e per la gestione razionale delle postazioni di lavoro. Flessibilità di aggregazione tra contenitori e piani di lavoro permettono di ottenere anche in piccoli spazi postazioni che rispondono a ogni necessità.

A simple system to create and manage every type of workstations. Flexibility in aggregating desktops and storage units in order to satisfy every need.









Tradizione e modernità
dall'atmosfera coinvolgente,
pensate per creare ambienti dove
stile e professionalità siano in
sintonia con prestazioni ed
immagine.

Snug tradition and modernity create
places where elegance and skill
meet performance and image.



MODELLO IDEA⁺TUBE

Ludwig Mies van der Rohe riassume la sua concezione dell'architettura con il motto "less is more". Oggi il razionalismo riconquista l'ambiente ufficio, che si lascia affascinare dalla purezza delle forme, dall'uso di strutture metalliche semplici, dai moduli strutturali "visibili", e soprattutto da una rinnovata filosofia della funzionalità che mette al centro dell'attività progettuale l'uomo e i suoi movimenti.

Ludwig Mies van der Rohe summarised his concept of architecture in the motto "less is more". Today rationalism has once again won over the office environment and is charmed by the purity of the shapes, the use of simple metal structures, the "visible" structural modular units and most of all by a renewed philosophy of functionality which place man, his movement and his work at the centre of design activity.

Tipologie di strutture. Structure solutions.



fissa / fixed



regolabile con viti /
height adjustable
by screw





Composizione che esprime la nuova filosofia dell'ufficio direzionale. Soluzioni funzionali d'avanguardia e immagine importante sintetizzano un nuovo modo d'operare con l'ufficio e il mondo.

New philosophy of the executive office. Innovative functional solutions and nice look synthesize a new way of interacting with the office space and the world.
















MODELLO **IDEA**+TUBE

La gamba è disponibile anche regolabile in altezza grazie ad un meccanismo che garantisce una regolazione da 67,5 a 77,5 cm. Particolare attenzione è stata posta al cablaggio delle postazioni, sia orizzontale che verticale. Dettagli di un sistema funzionale per rispondere alle necessità del buon lavoro.

The metal leg is available also in the height adjustable version, from 67,5 up to 77,5 cm. Special care has been given to the wiring of working places, both horizontal and vertical. Details of a functional system to answer to the needs of an efficient work.





















Versatilità e flessibilità rappresentano gli elementi di partenza progettuali del sistema TUBE.

Gli elementi costitutivi offrono possibilità infinite per realizzare composizioni particolari, concepite espressamente per risolvere ogni esigenza, dall'operativo al manageriale.

Versatility and flexibility are the starting elements of the new line TUBE.

The modular components give you endless possibilities to work out different compositions in order to solve any need, from the workstation to the executive desk.












Gli sportelli apribili sul box operativo permettono la completa ispezionabilità del vano cablaggio. In evidenza il sistema di chiusura soft inserito negli sportelli e la cassetteria all'interno dell'anta scorrevole. The lift-up flap on the Box allows an easy inspection of cables. Detail of the soft-closing system of the lift-up flap and the pedestal inside the Box.







MODELLO **IDEA+** riunione

Tavoli riunione o meeting, monolitici o composti, ma sempre con il confort dato da un arredo adeguato.

Simple or compound meeting tables, always comfortable and tasteful.



MODELLO **IDEA+** riunione

Vasta gamma di forme e finiture per adeguare i tavoli ad ogni necessità estetica e funzionale senza trascurare le esigenze dello spazio.

Wide range of shapes and finishes to adapt the tables to each of your needs concerning the look, the functionality and the room.





MODELLO **IDEA+** riunione

Forme e dimensioni facilitano la collaborazione e il contatto visivo oltre ad aiutare il dialogo, in ambienti funzionali ed altamente rappresentativi.

Shapes and dimensions make cooperation, dialogue and visual contact easier in a functional and beautiful place.





Maniglia standard. Standard handle.

MODELLO **IDEA+**



Alluminio.
Aluminium.

Dettagli, finiture e soluzioni tecniche in primo piano per dare il giusto risalto al contenere, archiviare, consultare. Diverse forme, tipologie, usi e capacità fanno del contenimento l'elemento fondamentale di Modello Idea+. Materiali, tecnologia estetica e accostamenti cromatici creano infinite possibilità di soluzioni e composizioni.

Details, finishes and technical solutions in the foreground to set off the filing, storing and consulting.

Storage units are an essential part of the Modello Idea+ line thanks to their different models, uses and capacities. Materials, design and colour matchings create endless solutions and compositions.

Maniglie opzionali. Optional handles.

ZEN

SOFT

POP



Alluminio.
Aluminium.



Cromate.
Chromed.






Contenere e archiviare:
la necessità quotidiana del
"creare ordine" trova soluzione
nei mobili con struttura
melaminica o metallica.

Containing and storing:
the everyday need to create
order finds solution in the storage
systems with melamine or metal
structure.







Gli sportelli apribili sulla scrivania e sul box operativo permettono la completa ispezionabilità del vano cablaggio. In evidenza il sistema di chiusura soft inserito negli sportelli e la cassettera all'interno dell'anta scorrevole.

The lift-up flap cover on the desk and on the operative box allows an easy inspection of the cables.

Detail of the soft-closing system of the flip-up flap and the pedestal inside the operative box.



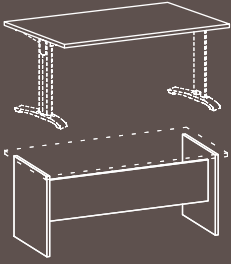
Accessori, particolari, soluzioni tecniche per avere sempre un centro operativo ergonomico ed efficiente connesso "on line" con il "movimento" della terra.

Accessories, details, technical solutions used to get always an ergonomic and efficient working place which is "on line" with the world.

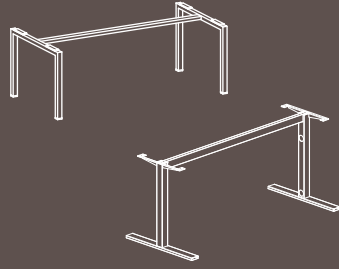




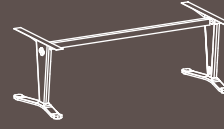
Piani scrivania, Gamba
Pannello, Raccordi, Gonne
Desktops, Panel legs, Corner
junctions, melamine modesty
panel



Struttura **011** e Tube
011 structure and Tube



Strutture Ypsilon, Jet e System
Ypsilon, Jet and System
structures



Divisorio melaminico
Melamine frontal panel



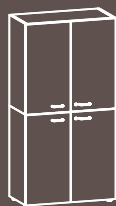
 FA	 I	 I	 GR
 GR	 A	 A	 CA
 CA	Struttura Net Net structure	 N	 NC
 NC		Carter Ypsilon, Jet e System Ypsilon, Jet and System carters	 NO
 NO	 A		 BA
 BA	Gonne in metallo Metal modesty panels	 I	 RR
 RR		 A	Divisorio e mensola MDF MDF frontal panel and upper shelf
 I	 N	 A	
 A	 C	 I	

FINISHINGS & COLOURS

Cassettiere
Pedestals



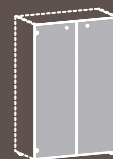
Ante, frontali, top e
fianchi melaminico
Melamine Doors, frontals,
tops and sides




Scocche mobili e ripiani
melaminico
Melamine unit carcasses



Ante vetro
Glass doors



FA



GR




FA




FA




GE



CA




GR



GR



NC



CA



NC


Ante vetro con telaio alluminio
Glass doors with aluminium
frame




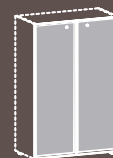
NO



NC




BA



BA




NO




*AA



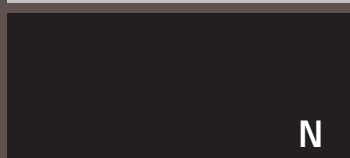
V




RR



BA




N



K



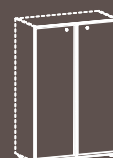

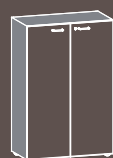
*AA



RR

Scocche e ante metalliche
Metal unit frames and doors

Telaio alluminio
Aluminium frame




*alluminio solo scocche di
cassettiere e mobili di servizio

*aluminium only pedestals
and mobile cabinets frame


Finiture Finishes

FA - faggio
GR - grigio
CA - ciliegio
NC - noce castiglia
NO - noce canaletto
BA - bianco
RR - rovere
A - argento
N - nero
C - cromo
GE - vetro grigio Europa
V - vetro acidato bianco
K - vetro moka
AA - alluminio
L - brillantato cromo

FA - beech
GR - grey
CA - cherry
NC - castiglia walnut
NO - canaletto walnut
BA - white
RR - oak
A - silver
N - black
C - chrome
GE - Europe grey glass
V - White etched glass
K - Moka lacquered glass
AA - aluminium
L - polished chrome



A



A



I



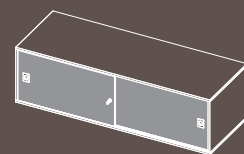
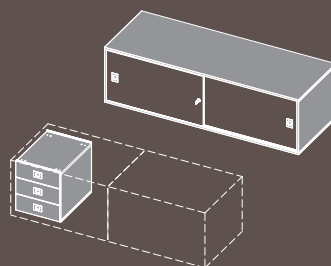
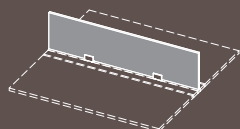
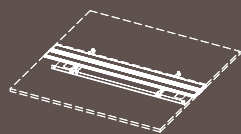
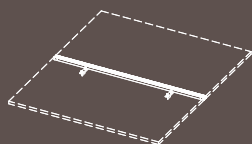

L

Sistema cablabile
Cable management

Divisori per sistema cablabile
Frontal panel for cable management

Box operativo/cassetiera:
struttura
Box/pedestal: carcass

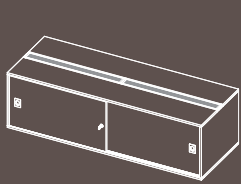
Box operativo:
ante scorrevoli
Box: sliding doors



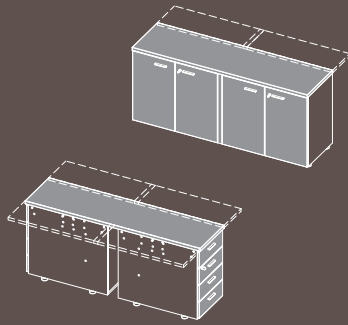
	F	BA	FA
	BA	AA	GR
	AA		CA
	B01/009		NC
I	B01/019		NO
A	B01/012		BA
	B01/018		RR

FINISHINGS & COLOURS


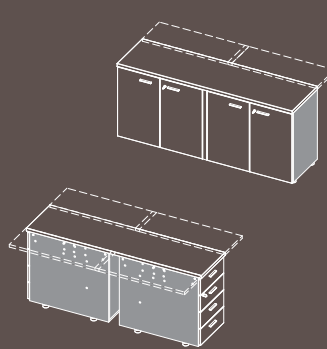
Box operativo: sportello apribile
Box: lift-up flap



Cassettiere e mobili altezza scrivania: top e frontali
Desk height pedestal and storage: tops, doors and fronts



Cassettiere e mobili altezza scrivania: struttura
Desk height pedestal and storage: carcass




A




FA




BA



I

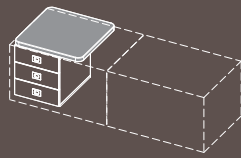


GR

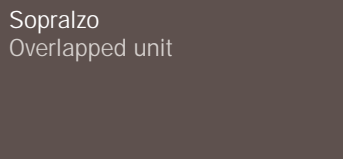


AA

Box operativo: cuscino
Box: cushion



CA

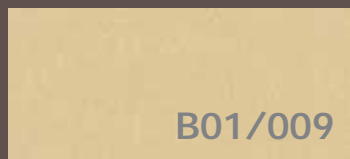
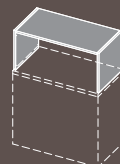


AA

Sopralzo
Overlapped unit



NC



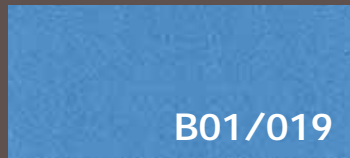
B01/009



NO




BA



B01/019

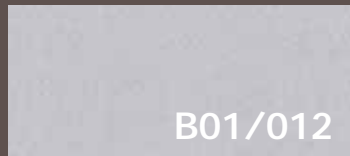


BA



AA

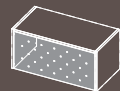
Schiena per sopralzo
Back for overlapped unit



B01/012



RR



B01/018



A






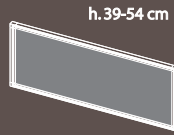
I

FA - faggio
GR - grigio
CA - ciliegio
NC - noce castiglia
NO - noce canaletto
BA - bianco
RR - rovere
I - bianco
A - argento
V - vetro acidato bianco
F - vetro satinato 2 lati
K - vetro moka
AA - alluminio
L - brillantato cromo
B01/009 - Beige
B01/019 - Celeste
B01/012 - Grigio
B01/018 - Rosso

FA - beech
GR - grey
CA - cherry
NC - castiglia walnut
NO - canaletto walnut
BA - white
RR - oak
I - white
A - silver
V - White etched glass
F - double-face frosted glass
K - Moka lacquered glass
AA - aluminium
L - polished crome
B01/009 - Beige
B01/019 - Light Blue
B01/012 - Grey
B01/018 - Red

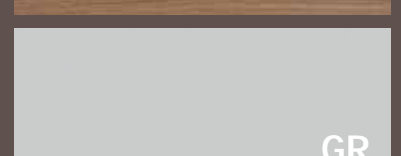




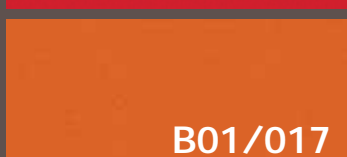
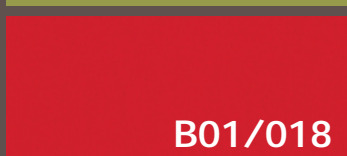

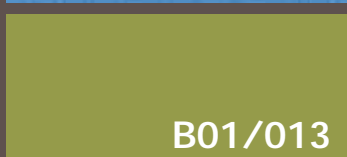
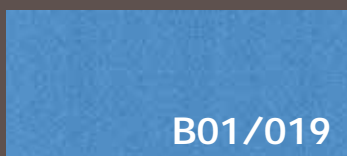

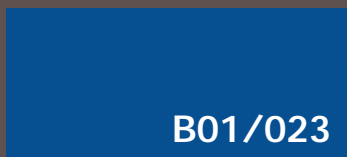

SCREEN E RECEPTION

Screen and Reception



Tessuto
Fabric


Melaminico 8mm
Melamine 8mm



Melaminico 25mm
Melamine 25mm



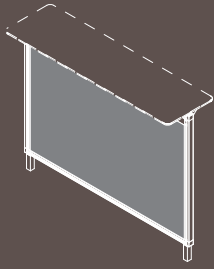
Policarbonato
Polycarbonate




Metacrilato
Methacrylate




FINISHINGS & COLOURS



Melaminico 8mm
Melamine 8mm



Telaio
Frame

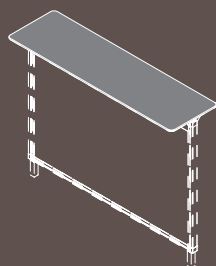


- FA - faggio
- GR - grigio
- CA - ciliegio
- NC - noce castiglia
- NO - noce canaletto
- BA - bianco
- RR - rovere
- AA - alluminio
- I - bianco
- A - argento
- B01/012 - Grigio
- B01/023 - Blu
- B01/019 - Celeste
- B01/013 - Verde
- B01/018 - Rosso
- B01/017 - Arancio
- B01/009 - Beige
- B01/028 - Nero
- 1 - Anelli rossi
- 2 - Anelli blu
- 3 - Anelli multicolori
- 4 - Anelli neri
- 5 - Fondo nero
- 6 - Fondo beige
- 7 - Fondo grigio

- FA - beech
- GR - grey
- CA - cherry
- NC - castiglia walnut
- NO - canaletto walnut
- BA - white
- RR - oak
- AA - aluminium
- I - white
- A - silver
- C - Light Blue
- R - Red
- B01/012 - Grey
- B01/023 - Blue
- B01/019 - Light Blue
- B01/013 - Green
- B01/018 - Red
- B01/017 - Orange
- B01/009 - Beige
- B01/028 - Black
- 1 - Red rings
- 2 - Blue rings
- 3 - Multicoloured rings
- 4 - Black rings
- 5 - Black background
- 6 - Beige background
- 7 - Grey background




RECEPTION

Reception



Piano melaminico
Melamine Top

Piano vetro
Glass Top

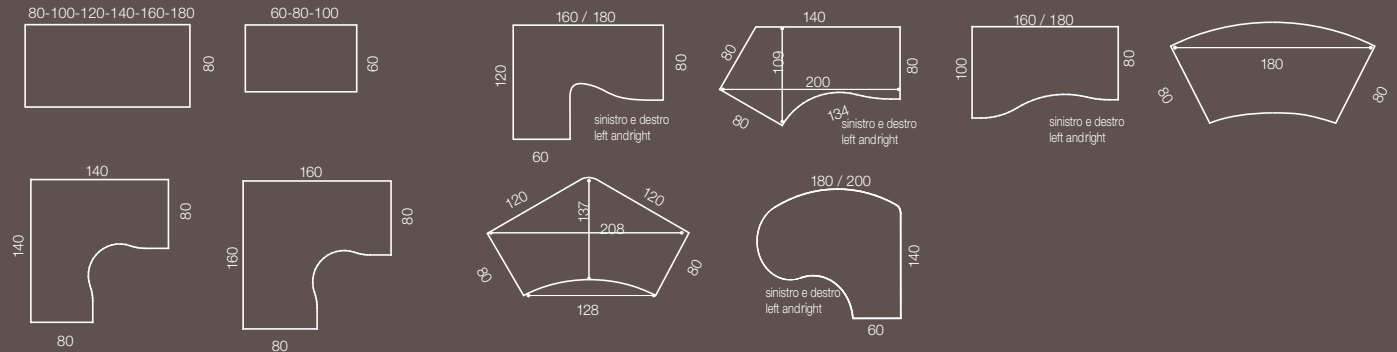


FA - faggio
GR - grigio
CA - ciliegio
NC - noce castiglia
NO - noce canaletto
BA - bianco
RR - rovere
S - azzurrato
K - moka
R - rosso
I - extra bianco

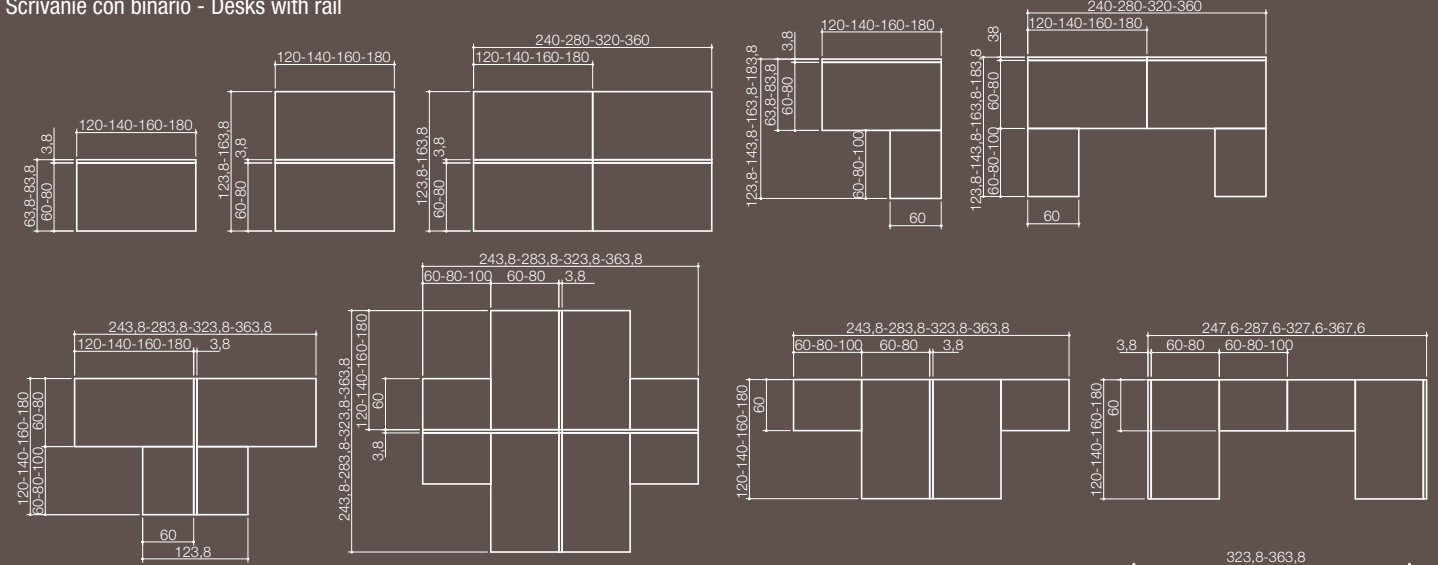
FA - beech
GR - grey
CA - cherry
NC - castiglia walnut
NO - canaletto walnut
BA - white
RR - oak
S - Light Green
K - Moka
R - Red
I - Extra White

FINISHINGS & COLOURS

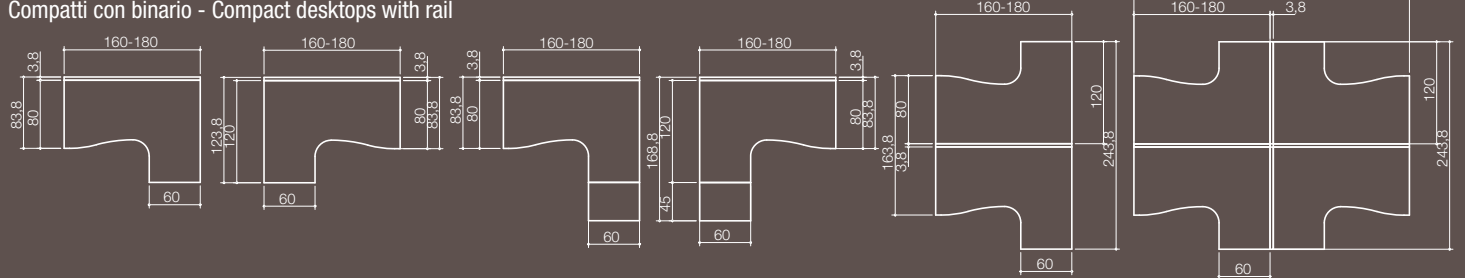
Scriveie singole - Single desks



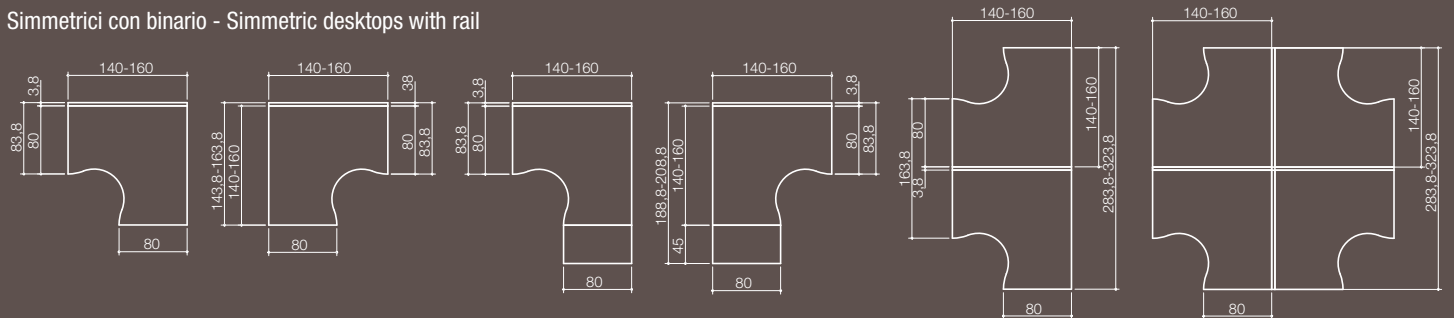
Scriveie con binario - Desks with rail



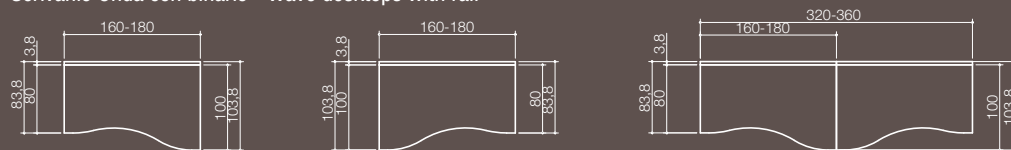
Compatti con binario - Compact desktops with rail



Simmetrici con binario - Symmetric desktops with rail

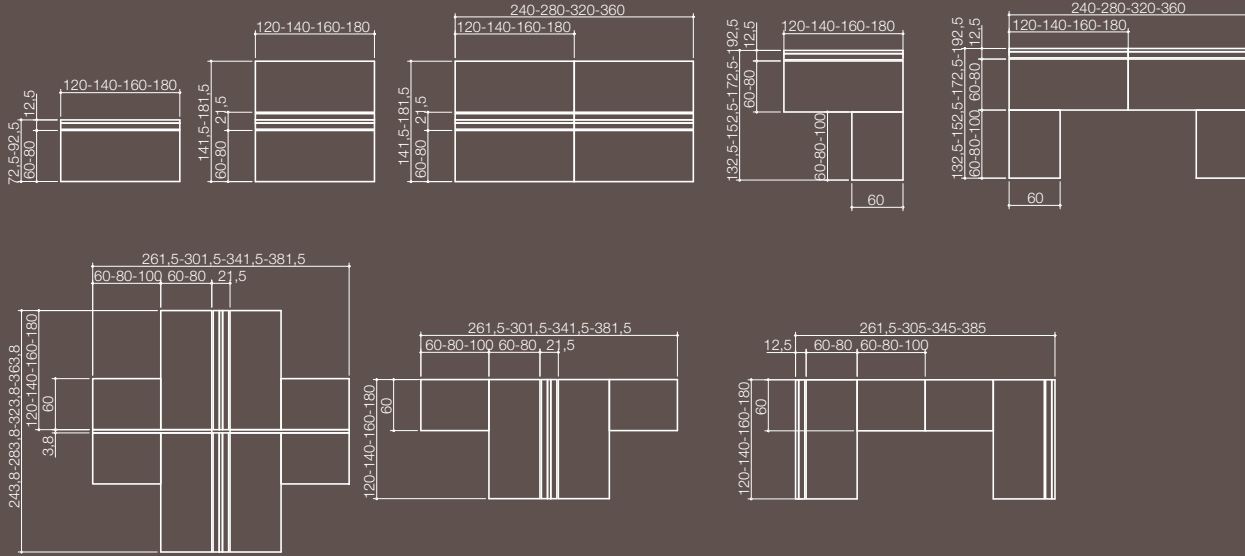


Scriveie Onda con binario - Wave desktops with rail

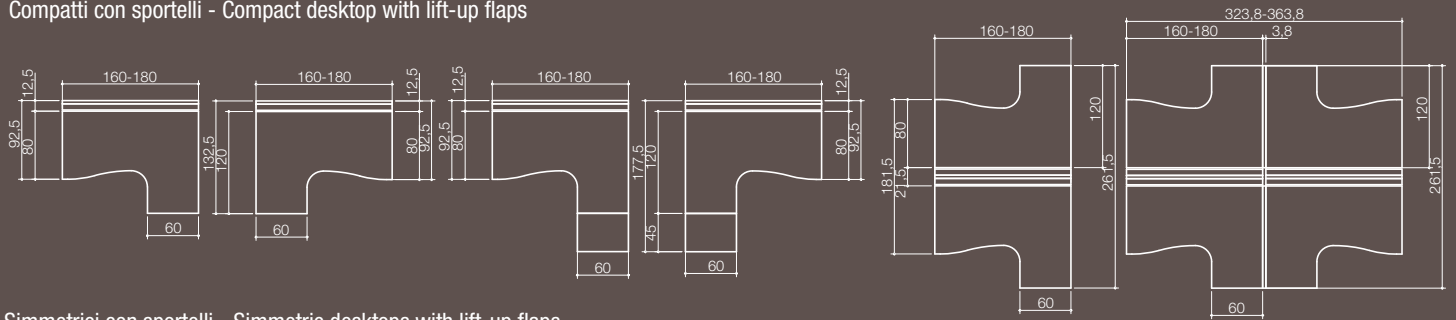


ELEMENTI ELEMENTS

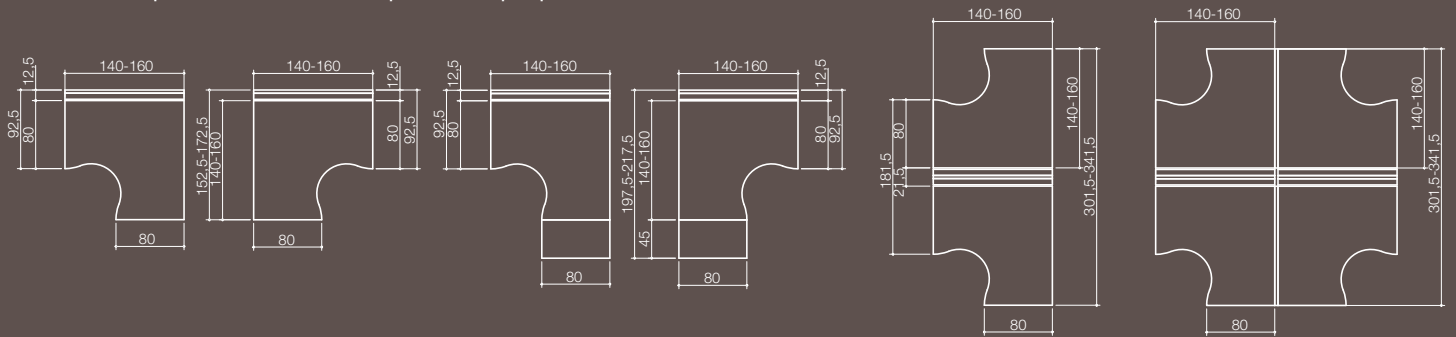
Scrivanie con sportelli - Desks with lift-up flaps



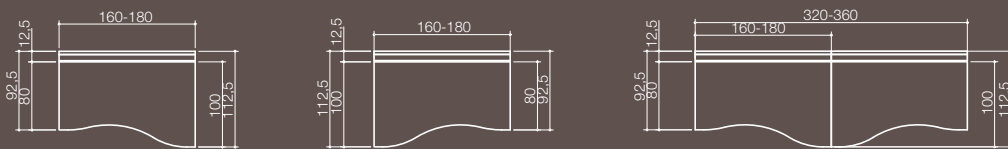
Compatti con sportelli - Compact desktop with lift-up flaps



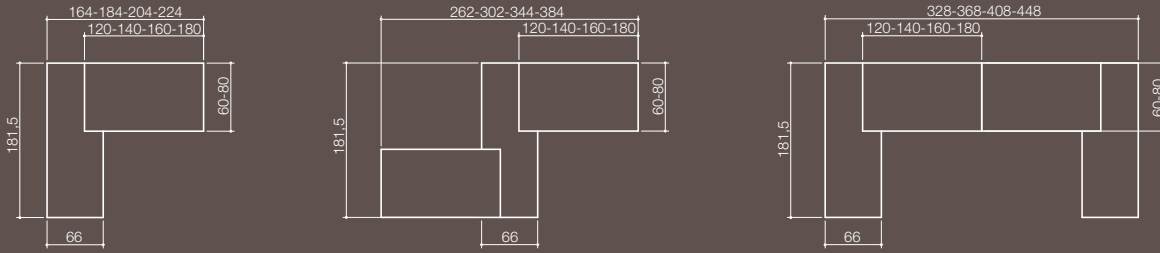
Simmetrici con sportelli - Symmetric desks with lift-up flaps



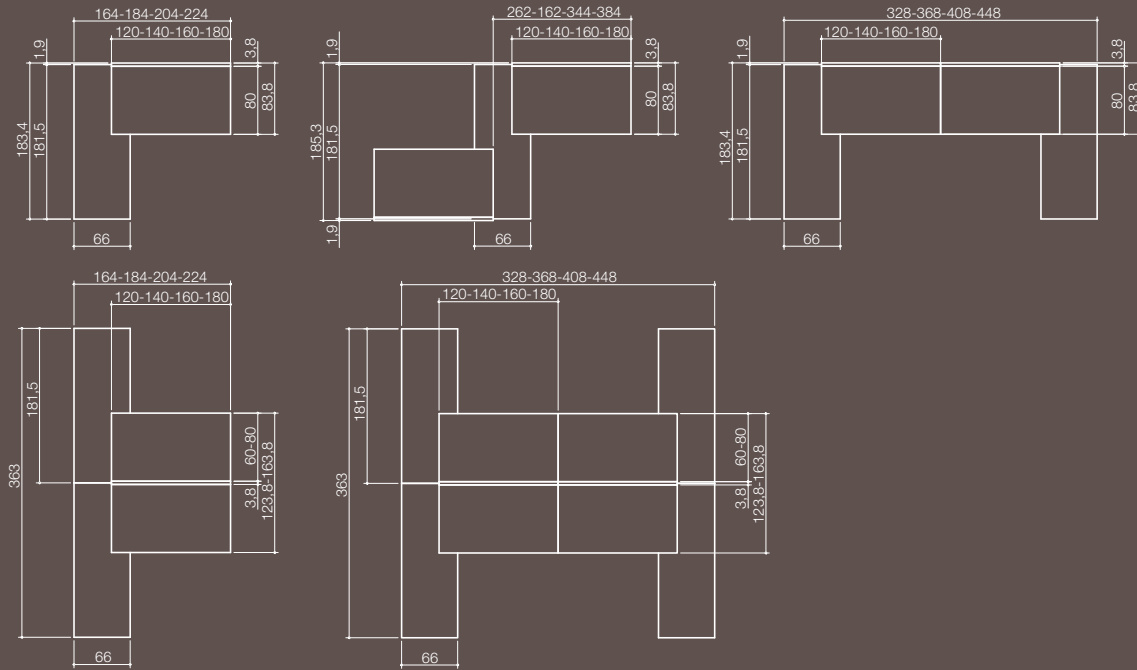
Scrivanie onda con sportelli - Wave desktops with lift-up flaps



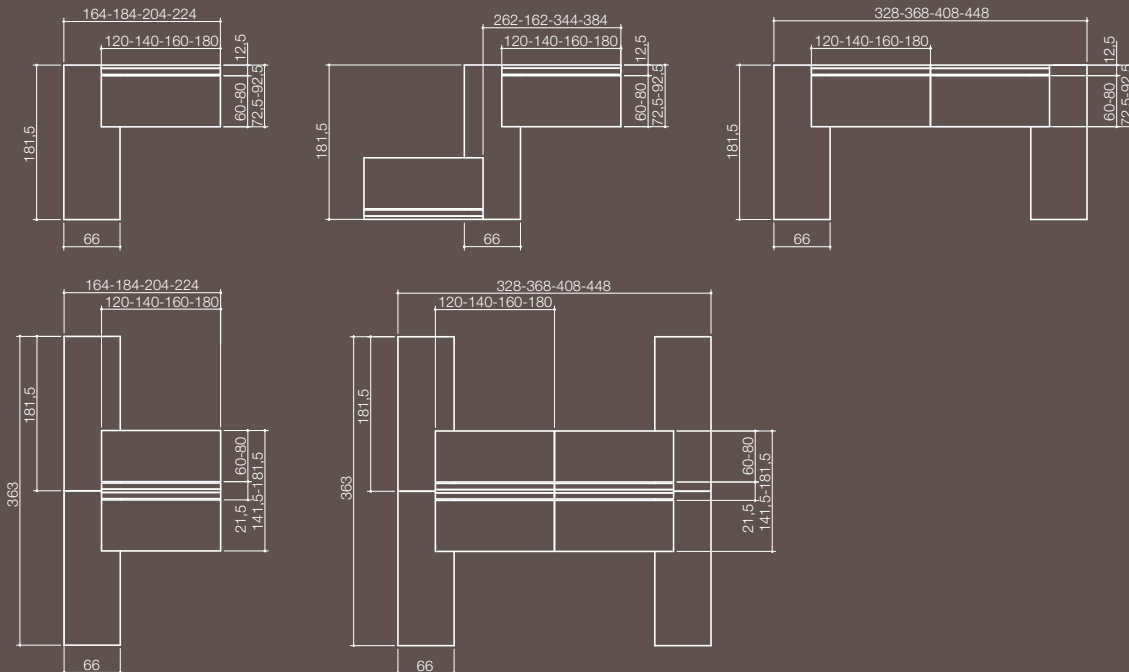
Scrivanie con box - Desks with box



Scrivanie con binario e box - Desks with rail and box

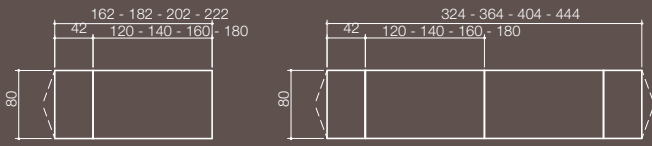


Scrivanie con sportelli e box - Desks with lift-up flaps and box

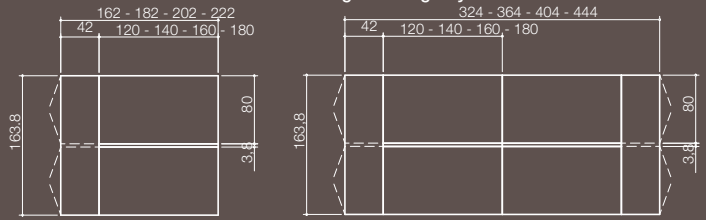


ELEMENTI ELEMENTS

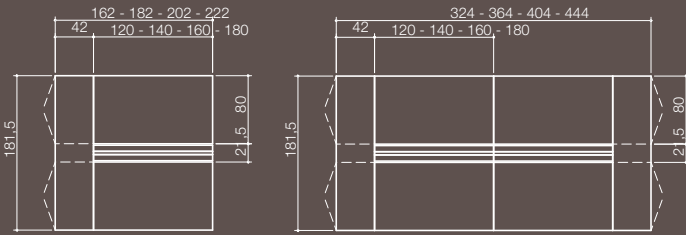
Scrivanie con contenitori complanari
Desks with desk-height storage system



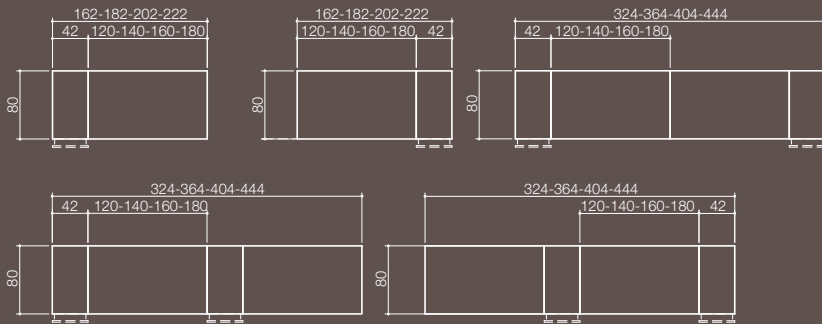
Bench con binario e contenitori complanari
Bench desks with rail and desk-height storage system



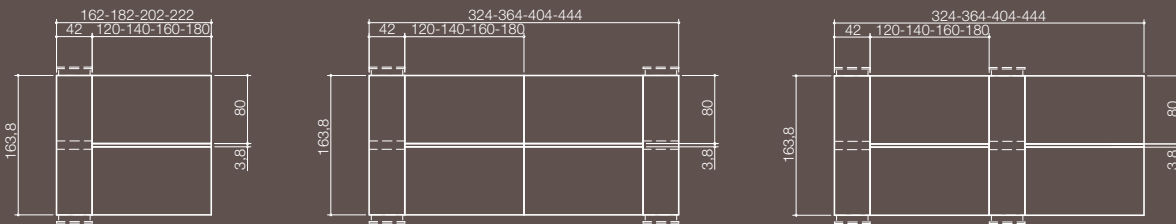
Bench con sportelli e contenitori complanari
Bench desks with lift-up flaps and desk-height storage system



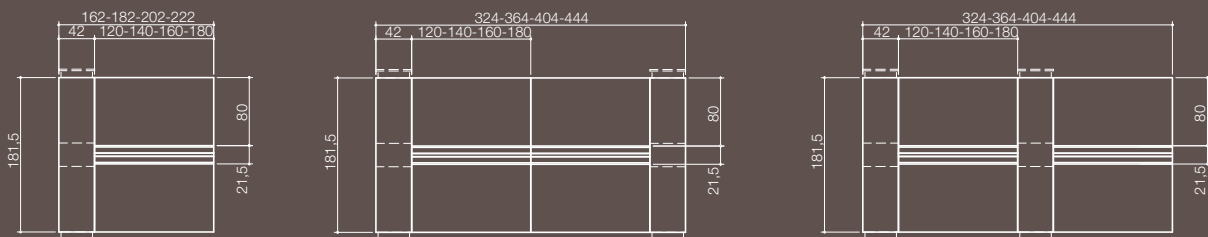
Scrivanie con cassettiere complanari
Desks with desk-height pedestals



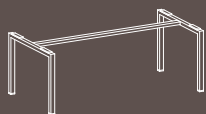
Bench con binario e cassettiere complanari
Bench desks with rail and desk-height pedestals



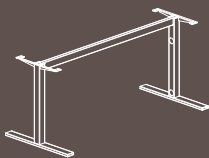
Bench con sportelli e cassettiere complanari
Bench desks with lift-up flaps and desk-height pedestals



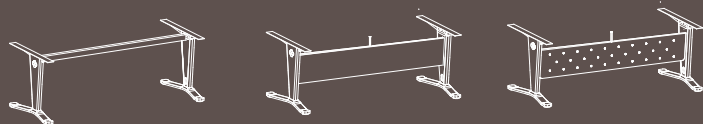
Struttura 01 - 01 Leg



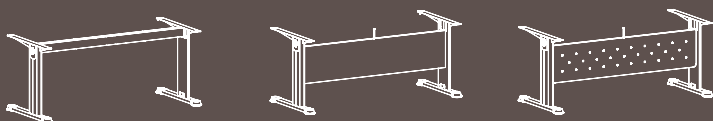
Struttura Tube - TubeLeg



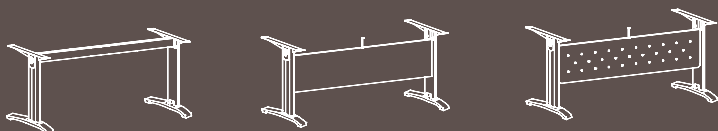
Struttura Ypsilon - Ypsilon Leg



Struttura Jet - Jet Leg



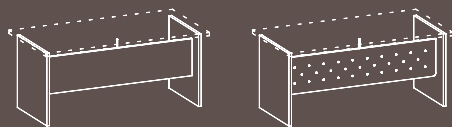
Struttura System - System Leg



Struttura Net - Net Leg



Struttura Pannello - Panel Leg



80-100-120
140-160-180x35



80-100-120
140-160-180x35



80-100-120-180
x5x5



80-100-120
140-160-180



Ø100-120
x72,5



Ø100-120
x72,5



200-240x110x72,5



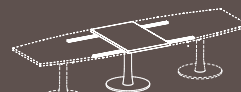
200-240x110x72,5



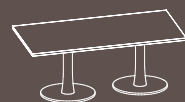
110x110x72,5



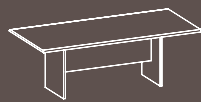
210x110x72,5



70x110x72,5


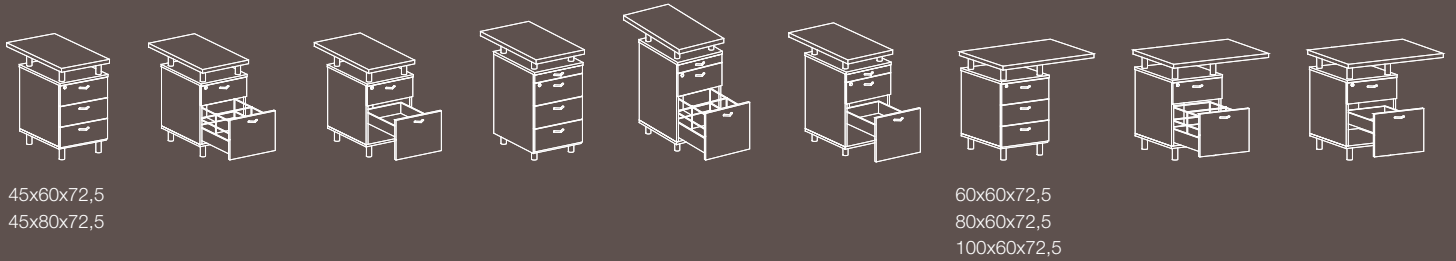
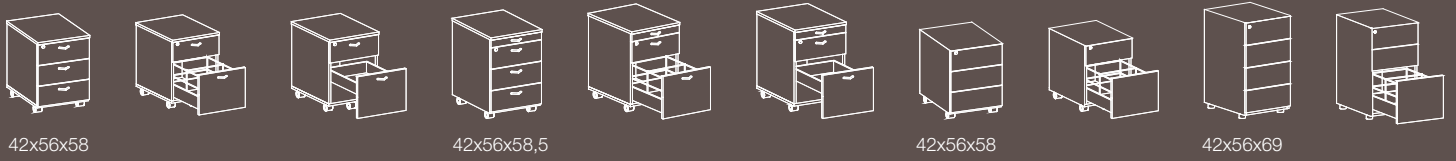
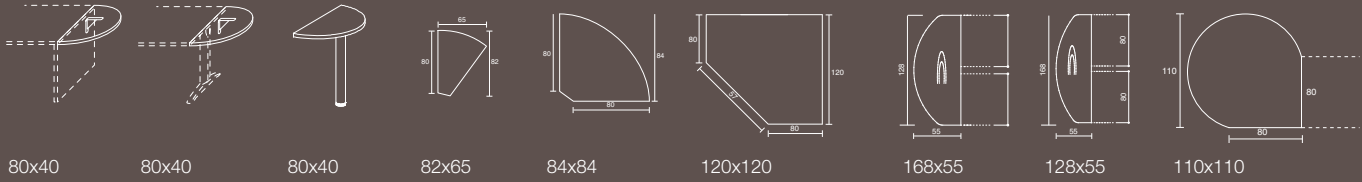


210x100x72,5



210x100x72,5

ELEMENTI ELEMENTS

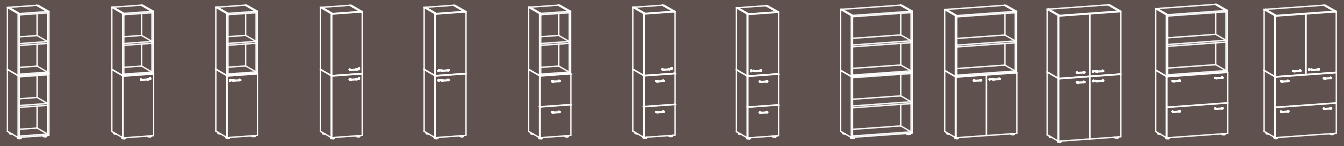


ELEMENTI ELEMENTS



43x43x86

86x43x86



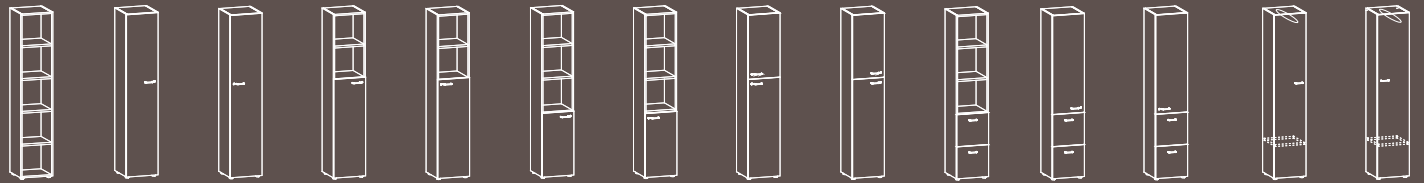
43x43x169

86x43x169



43x43x131

86x43x131

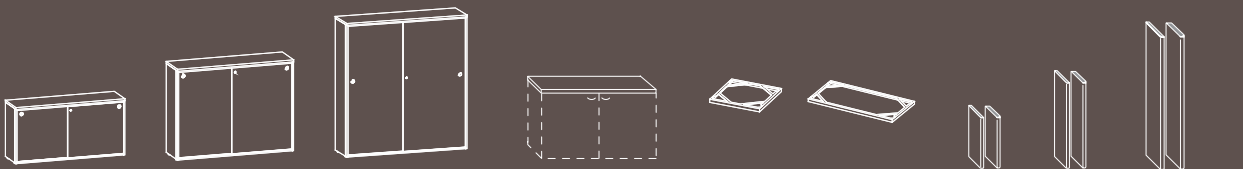


43x43x214



86x43x214

86x43x259



172x50x86

172x50x131

172x50x214

172x50x3


43x40x3

86x40x3

44,6x87

44,6x132

44,6x215



43x83
86x83

43x127
86x127

43x211
86x211

43x83
86x83

43x127
86x127

43x83
86x83

43x127
86x127

43x211
86x211



43x45

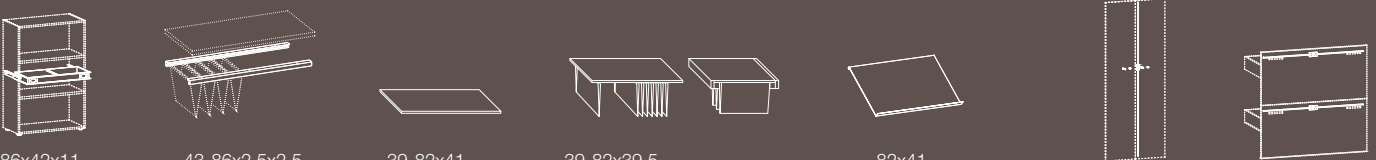
86x45

129x45

172x45

215x45

258x45



86x42x11

43-86x2,5x2,5

39-82x41

39-82x39,5

82x41

Product details, aesthetics, finishes
or other data may be subject to
change without notice.
Particolari tecnici, estetici, finiture
o altro possono essere modificati
senza preavviso.

MODELLO **IDEA+**

Lighting by:

karboxx
light, more light

nyx
by **karboxx**

www.karboxx.com

Chairs by:

OFFISIT[®]
professional seating

www.offisit.com

Art direction e
progetto grafico:
pubblicom@eurosito.com

Coordinamento:
MKT Quadrifoglio

Immagini:
Virtual Design

Stampa: Grafiche Tintoretto
Villorba - Treviso
Agosto 2013 - Edizione 02
Cod. LIOCAID

MODELLO **IDEA**⁺

